

# Psychosocial Support for Children during COVID-19

*A Manual for Parents and Caregivers*



## FOREWORD

The COVID-19 pandemic has disrupted lives all around us. Schools have been closed and children's lack of access to school friends, teacher and learning has been affected. The Government of Odisha has initiated several measures to keep children safe and provide social protection to vulnerable families. The online competition for students 'Mo Pratibha' has become a popular medium for children to express their thoughts during the lockdown. Similarly, a fun filled activity calendars 'Ghare ghare Arunima' has been introduced to provide families of young children with a set of activities to keep their young ones occupied at home.

The Government is also paying special attention to children in Child Care Institutions and is ensuring that they remain engaged in several activities including yoga, painting, role play on social distancing, COVID awareness etc and are able to deal with stressful situations.

An addition to the set of initiatives to address the psychosocial and mental health needs of children and adolescents, the Government of Odisha in collaboration with UNICEF is pleased to roll out a psychosocial support programme for children in community and in institutions. This programme will be based on a manual on psychosocial support developed by UNICEF and CHILDLINE and has been adapted in context of Odisha. We hope it will guide the parents, care givers and children in dealing with the COVID-19 and the stress and anxiety that comes with it. The manual has simple activities that can keep the children engaged and give them medium to express their emotions. The manual, will be used by all Child protection functionaries, Anganwadi workers and CSO partners supporting in COVID-19 response.

I would like to extend my sincere thanks to UNICEF and CHILDLINE for coming up with this manual which is tailor-made for addressing the challenges of pandemic such as COVID-19 and I am sure which will help build resilience in both the service providers and communities.

With best wishes,

**Smt Anu Garg, IAS**

## MESSAGE

As COVID-19 pandemic continues to expand in India and in the world, only one thing is certain: the current outbreak will have profound impact not only in the health and economic situation, but also on the psychosocial well-being of societies across nations.

The impacts will be felt differently among different population groups. Among these, one group will face additional challenges to understand, absorb, and deal with the changes that COVID-19 are bringing to our world: the children.

In the current context of lock down and restriction of movements, children have constrained access to socialization, play, and even physical contact, critical for their psychosocial wellbeing and development. School closures are preventing children from access to learning and limiting their interactions with peers. Children may feel confused and at loss with the current situation, leading to frustration and anxiety, which will only increase with the overexposure to mass and social media, specially among adolescents. Some adults may struggle to find ways to explain and communicate with children about the current situation in a way that is understandable by this age group, which will add frustration and disquietude.

COVID-19 is also bringing new stressors on parent and caregivers. This can hamper their capacity to provide care and remain engaged with their children. Being very keen observers of people and environments, children will notice, absorb and react to the stress in their caregivers and community members, which unavoidably will affect their well-being.

And the above is only the beginning. Levels of stress will be exponentially higher among vulnerable families. For children who are deprived of parental care in Child Care Institutions or in alternative care, children living in the streets, or children migrants and on the move, for example, the situation will be particularly challenging. Prior experiences in public health emergencies have demonstrated that there is a high likelihood of an increase of violence, including gender-based violence, domestic violence or corporal punishment against children and woman. With the current movement restrictions, girls and boys victims of violence will face obstacles to seek out for help and have access to support systems.

Is with the intention of addressing some of the effects of COVID-19 on the wellbeing of the children, that UNICEF with CHILDLINE has worked on this publication. The purpose of this Manual is to provide parents, caregivers, support persons, and children and adolescent themselves, a tool that will enable them to understand what is COVID-19 and how it can be prevented, help them manage related stress, fear and anxiety, and recognize the increased risk of violence, which can help to them to stay safe. The Manual, which is designed for two different age cohorts: 6 to 10, and 11 to 18, contains activities and play methods to keep children engaged positively and provide them platforms to express their emotions.

This tool has been developed in support to CHILDLINE, which as part of the Minister of Woman and Child Development (MWCD), is at the forefront of the provision of relief and emotional and psychosocial support to children across the country in distress. The Manual, however, is intended to be open for use to all frontline workers and NGO partners to psycho-educate parents, caregivers and children themselves.

Childhood is a critical period in any human's life, which marks the foundation of the personality and emotional resilience's capacity of any person. In this difficult time, let's all commit to mitigate the effects of COVID-19 on those whom deserve the most protection: the children.

A handwritten signature in black ink, appearing to read 'Soledad', with a stylized flourish extending to the right.

Soledad Herrero  
Chief, Child Protection Section  
UNICEF India Country Office

# MESSAGE

Friends,

COVID 19 has forced most of us to be confined inside our homes. Human history will record this period as a time of unparalleled separation and crisis but also of great courage, learning and collaboration. Each one of us is having to review/ rethink the way they function and their way of life itself. As we have seen across the world in multiple situations of crisis, children being the most vulnerable are often the worst affected. To fight Covid19, the country is under lockdown to contain the spread of the pandemic. However, CHILDLINE's message to every child in distress or concerned adult has been from day 1 – 'We are not locked down!' As India's exclusive emergency helpline for children, how could 1098 possibly be?

CHILDLINE has seen a spike in calls by 50% since the lockdown including people calling in for information on the pandemic. Amongst these a percentage of calls have required reaching out and physically intervening including for nutrition, shelter and medical assistance, and also to prevent or protect from abuse, violence and exploitation such as abandonment, physical abuse, child labour, child marriage and so on. Despite the constraints and challenges encountered while doing so in these circumstances, CHILDLINE has reached out to the child, comforted, provided immediate help and connected to the concerned authorities for long term assistance. We would like to place on record our gratitude to the Ministry of Women and Child Development, State Governments and District Administrations/Child Protection Services, who have helped us to help children.

While the medical and economic consequences of COVID 19 are critical and well known, 1098's work with children keeps reminding us, that the importance of psychological and emotional wellness to fight this fight, will determine their well being for the rest of their lives. This is especially so for children regardless of where they are now– in their families, isolation facilities, child care institutions or in foster care.

Psycho-education therefore, of parents and caregivers, to support children in these difficult times and build their resilience is imperative. This manual aims at providing parents and caregivers simple tools to help achieve this; to connect emotionally with children, understand their concerns, be aware of any situation leading to violence and abuse, and to thereby create an environment which is as normalised and joyful as it can possibly be. I hope the entire CHILDLINE family as well as child protection functionaries and thousands of other volunteers will find this useful to help children and their families/caregivers tide over these times in a happy, engaged constructive way. A big ‘Thank you’ to UNICEF for this and for the constant unconditional support! I also hope we are taking care of ourselves and taking precautions to keep safe as we fulfil our commitment towards children.

As we say in CHILDLINE “a single call can change a life”... So stay well, stay fighting and please call 1098 if you are/see, a child in distress!




Harleen Walia

Deputy Executive Director  
ChildLine India Foundation



**In the context of COVID-19, this manual focuses on psychosocial care of children and prevention of violence in spaces where children stay (child care institutions, families, temporary isolation facilities, NGO shelters, etc.)**



# What is this manual about?

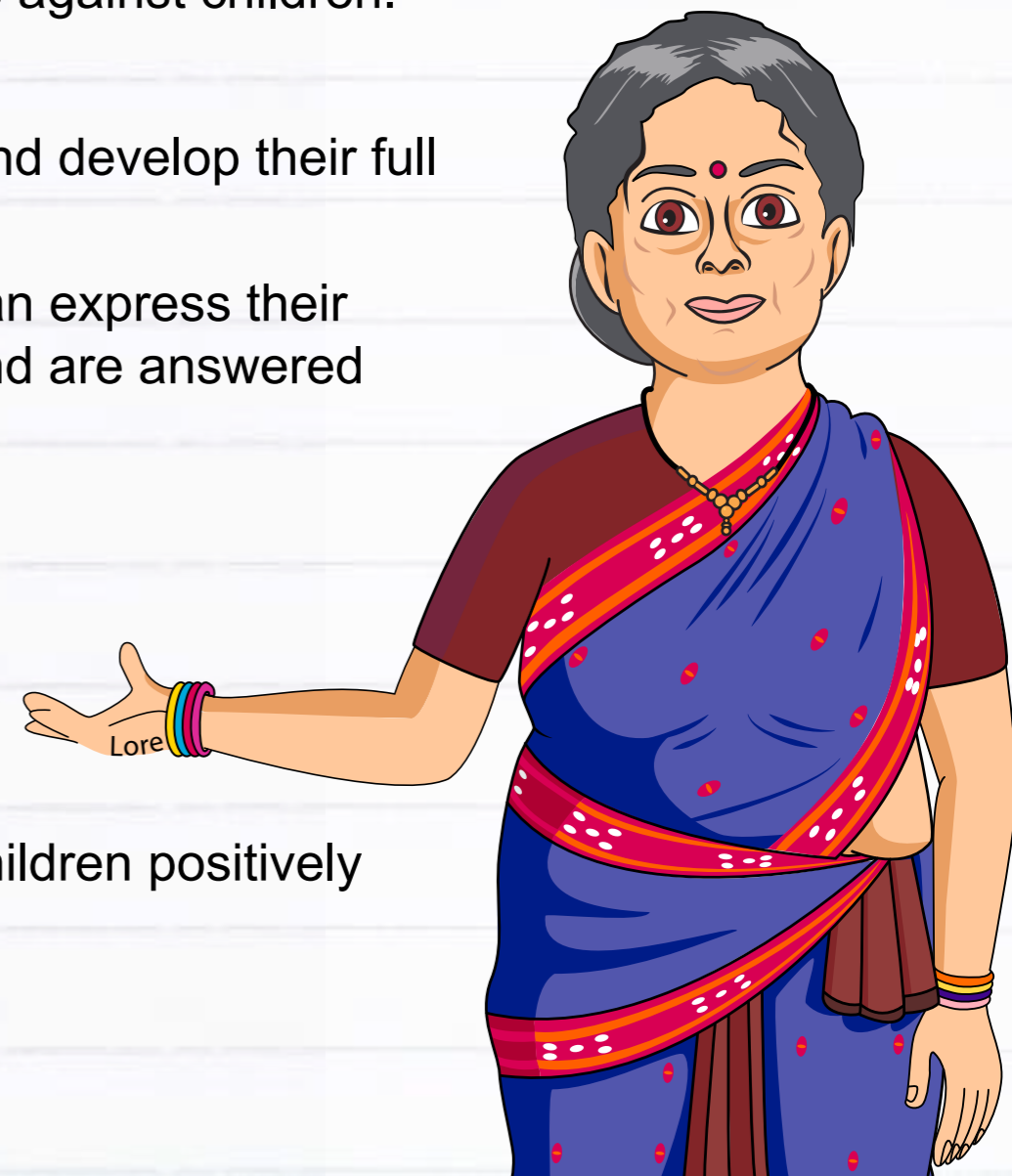
**It is natural for children to feel stress, anxiety, grief, and worry during an ongoing pandemic like COVID-19.** Fear and anxiety about their own health and the health of loved ones can be overwhelming and cause strong emotions. In today's digital world, children also access different kinds of information and news through social media and digital platforms, some of them may not be factually true, causing further stress and anxiety. It is enhanced when children are not able to go out, play, attend school or interact freely. For those children and families who are subjected to quarantine or isolation there may be an increased risk of violence and abuse. When stress levels go up for adults and children, there is a greater risk of gender based violence and other forms of violence against children.

## **Role as parent or caregiver:**

- To promote an environment where children can grow up and develop their full potential having fun and being safe and healthy.
- To facilitate a space where children are listened to, they can express their thoughts and feelings, and are free to ask any question and are answered honestly.

## **This manual will help you:**

- To understand the implications of the pandemic on the mental health and psychosocial wellbeing of children, including the increased risk of violence and abuse.
- To provide resources for caregivers to help engage with children positively and effectively.





## How to use the manual?

- **The manual contains simple methods to manage anxiety and stress among children.** These are recreational and relaxing. Before using them, make sure children are in a calm and relaxing environment. Follow the instructions given before each activity. However, do not force children or adolescents to go through any of these activities if they do not want to. They should be allowed to participate on their own.
- **The activities described in the manual can be used with two age groups of children, the younger children (6-10 years) and adolescents (11-18 years).** These are suggestive activities, and parents and caregivers are encouraged to add many more similar ones. However some activities may be used for both age groups, for example creating a story board.
- **Use the activities and information packages provided in this manual to talk to children about COVID 19 and its effects.** Enable them to express their emotions freely. Set up a particular time of the day to conduct the activities.
- **If the pages for coloring cannot be printed for children, they may be shown to them on a smart phone or computer, and encouraged to draw and colour on their own.** Topics depicted in the manual are suggestive; children should be allowed to explore their creativity, and you can also adjust and create additional activities with the materials provided.
- **CHILDLINE functionaries, CHILD PROTECTION functionaries and NGOs can support parents and caregivers to carry out the activities.**






# What does it contain?

## Contents:

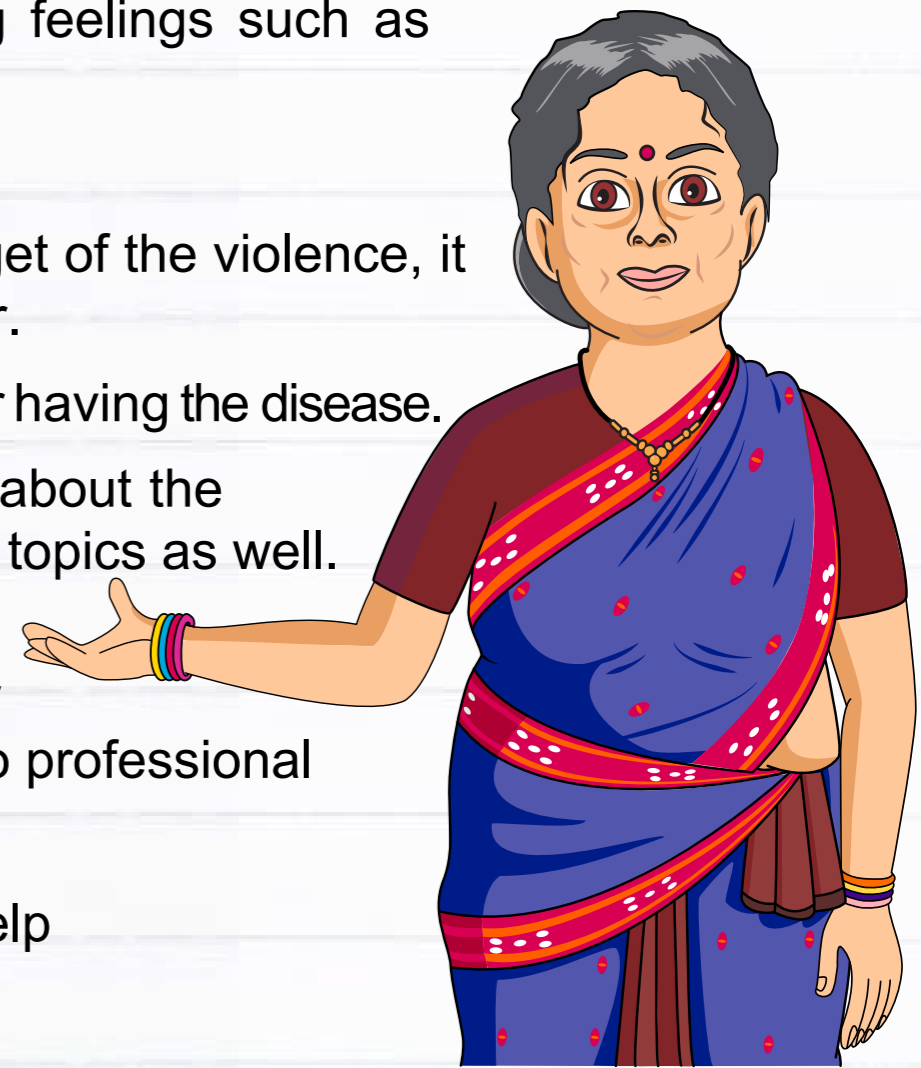
- Understanding emotional needs of children
- Understanding emotional needs of most vulnerable children
- Helping Children deal with stressful and painful events
- Recognizing signs of psychological distress needing specialized help
- Talking to children about COVID-19
- Talking to children about rumors related to COVID-19
- Handling heightened risks of violence, abuse and exploitation
- Toolkit for Age Group 6-10 years
- Toolkit for Age Group 11-18 years
- Counseling Activities and Worksheets for Children and Adolescents



# Psychosocial and Mental health well-being of children during COVID-19 pandemic

## Understanding emotional needs of children

1. Children may express psychological distress (anxiety, sadness) by acting out in a different way each child behaves differently. Some may become silent while other may feel and express anger, hyperactivity and hyper vigilant which are bad aftermath of pandemic. Caregivers need to be patient with children and understand their emotions.
2. All emotions are valid emotions, and as caregivers we need to understand them with empathy.
3. Sometimes engaging in a creative interactive activity, such as playing and drawing can facilitate this process. Help children find positive ways to express disturbing feelings such as anger, fear and sadness.
4. Keep regular routines and schedules as much as possible.
5. If children are witnessing violence at home, or if they are the target of the violence, it causes trauma and distress and may lead to disruptive behaviour.
6. Explain to them that nobody should be stigmatized or signaled for having the disease.
7. Avoid watching, reading, listening or discussing too much news about the COVID-19 and persuade children to divert their attention to other topics as well.
8. If someone is sick in the family/ child care institution and have been taken to hospital, or if there has been a death, children may experience added anxiety and may need specialized help. Talk to professional counsellors or call CHILDLINE 1098
9. Call NIMHANS toll free number 08046110007 for specialized help




# Understanding emotional needs of most vulnerable children

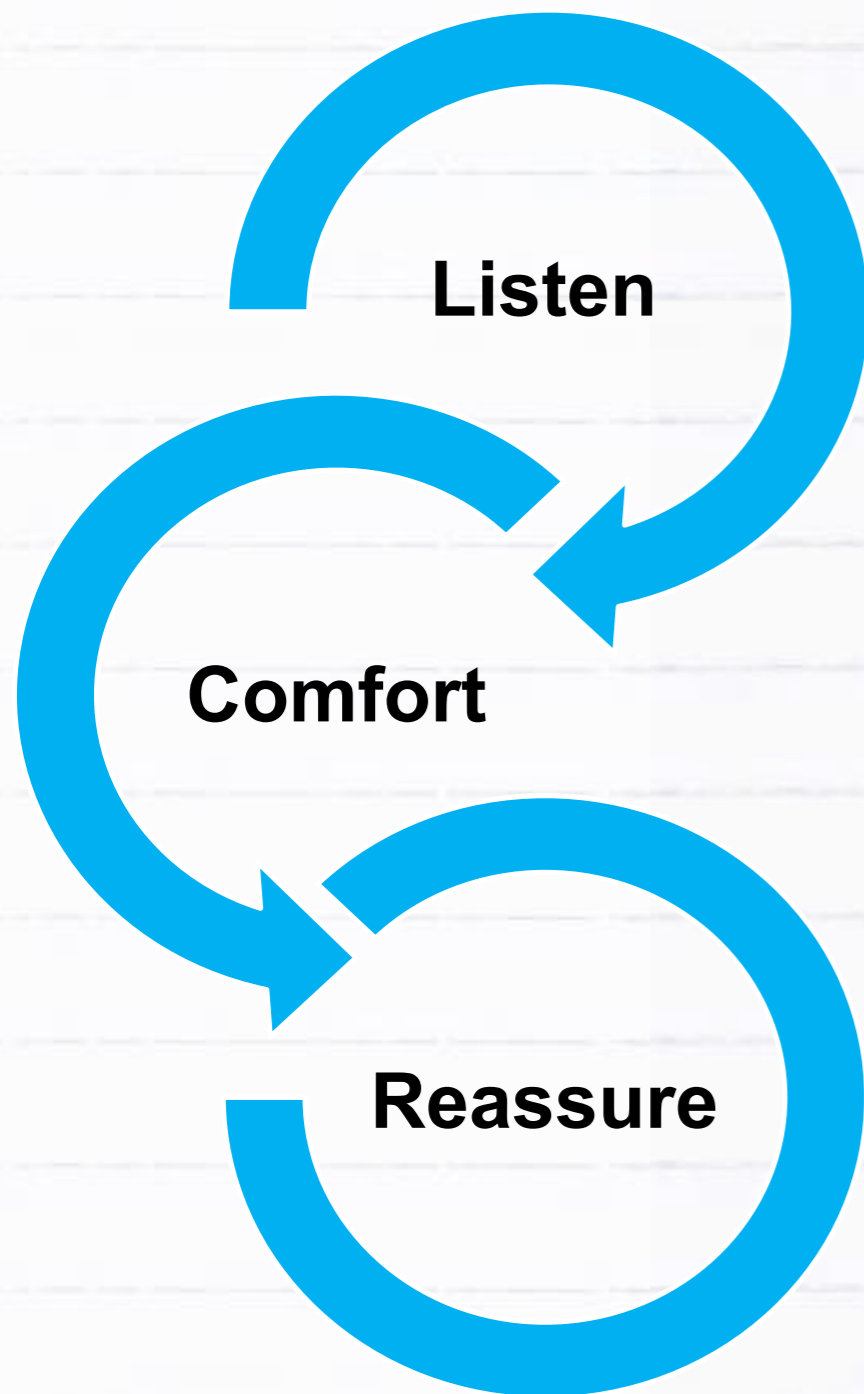
Children who are most vulnerable face more challenges and may therefore need more care and attention. Some of these children do not have strong support systems and emotional references. The fear and stress caused by COVID-19 may increase their sense of insecurity and cause even more serious mental health issues if not addressed in a timely manner.

## This includes:

- Children in child care institution (CCIs) or without parental care
- Street connected children
- Children of migrant workers put into isolation facilities
- Children in other NGO shelters etc.



# Helping Children deal with stressful events



- **Listen:** Give children opportunities to **talk** about what they are feeling. Encourage them to share concerns and ask questions
- **Comfort:** Use simple tools to **comfort and calm** children, for e.g. telling stories, singing with them and playing games. **Praise** them frequently for their strengths, such as showing courage, compassion and helpfulness
- **Reassure** children that you are prepared to keep them safe. Provide them with correct information through valid sources



# Recognizing signs of psychological distress needing specialized help

Some children may also face serious mental health issues due to ongoing pandemic. They may exhibit the following signs:

- Difficulties in sleeping and eating
- Nightmares
- Being withdrawn or aggressive
- Complain of pain in stomach or headache without physical reason
- Having fears, being afraid to be left alone
- Clinging, depending behaviours
- New fears manifest (for instance of the dark)
- Decreased interest in playing and engaging in playful activities
- Being sad, crying more than usual or for no apparent reason



**Please remember these children need specialized help from trained professionals. Call:**

**CHILDLINE 1098**

**Child Welfare Committee/District Child Protection Unit**

**NIMHANS 08046110007**

# Talking to children about COVID 19

- Children need adults to help them understand what is going on.
  - Talk to children about what is happening in a way that they can understand.
  - Keep it simple and appropriate for each child's age.
- Next few pages give you simple tips to take care of both physical and emotional needs of children and how to talk to them about COVID-19
- **For credible sources of information, verified by Ministry of Health and Family Welfare, Government of India, the caregivers and parents can call on National Helpline 1075 (toll-free) or 011-23978046.**

**You can also write to:**

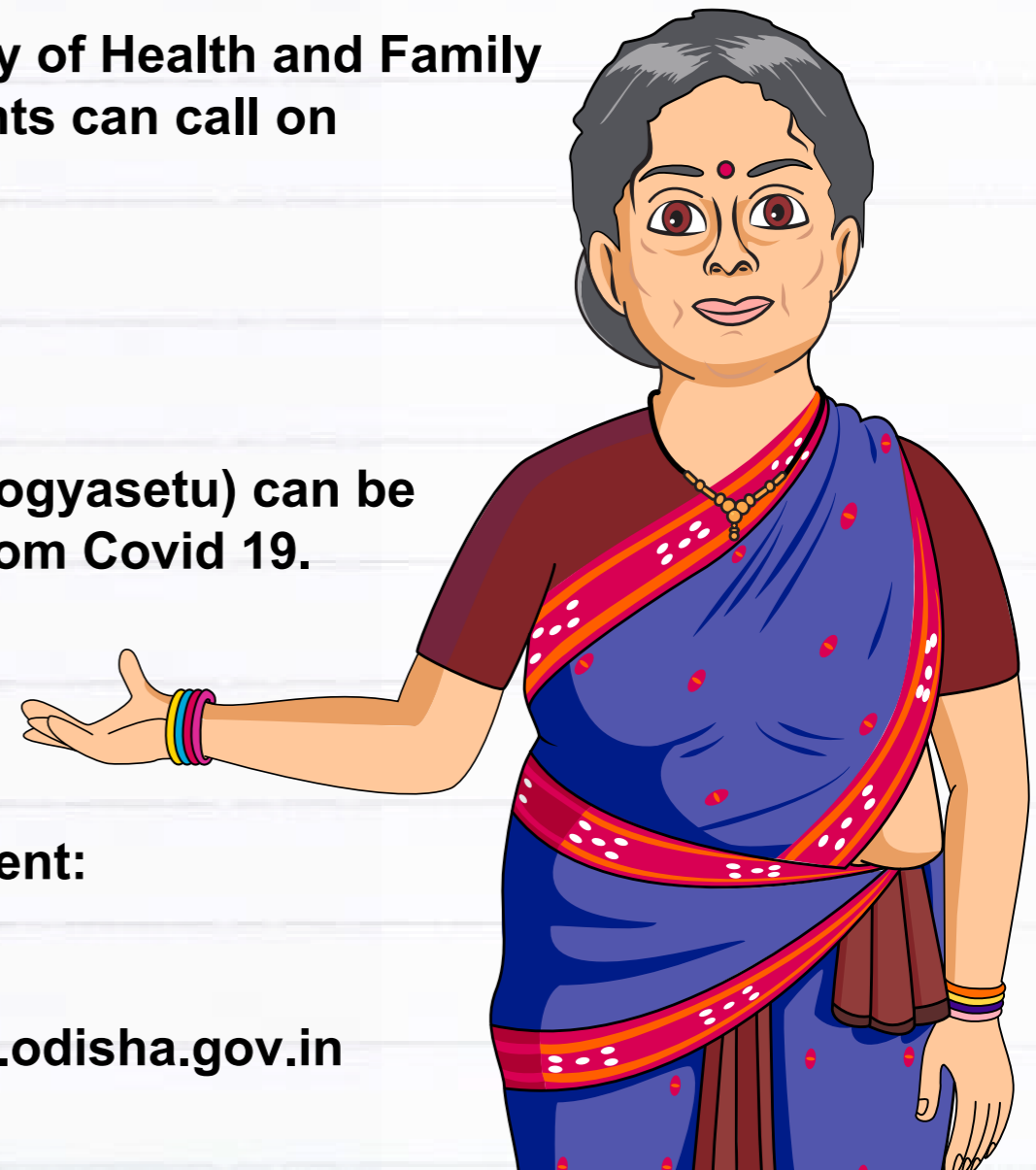
**ncov2019@gov.in or ncov2019@gmail.com**

**The mobile app Aarogya Setu – (refer: [www.nic.goi.aarogyasetu](http://www.nic.goi.aarogyasetu)) can be downloaded to protect yourself and your loved ones from Covid 19.**

**The State helpline number 104 can be dialled for health care and medical support.**

**You can also write to our Odisha State Health Department:  
email id: [orhealth@nic.in](mailto:orhealth@nic.in)**

**Any information or update you can find on [www.health.odisha.gov.in](http://www.health.odisha.gov.in)**





## Set aside time to spend with each child

It can be for just 20 minutes, or longer – it's up to us. It can be at the same time each day so children or teenagers can look forward to it.



## Ask your child what they would like to do

Choosing builds their self confidence. If they want to do something that isn't OK with physical distancing, then this is a chance to talk with them about this. (see next leaflet)

### Ideas with your baby/toddler

- > Sing songs, make music with pots and spoons
- > Copy their facial expression and sounds
- > Tell a story, reading a book or showing pictures

### Switch off the TV and phone.

### Ideas with your teenager

- > Talk about something they like: sports, T.V. show, friends
- > Go for a walk – outdoors or around the home
- > Do physical activity and workout every day.

### Ideas with your young child

- > Read a book or look at pictures
- > Go for a walk – outdoors or around the home
- > Play dance and freeze! / Play dance and statue!
- > Do a chore together- make cleaning and cooking a fun!
- > Help with school work

**Listen to them, look at them.  
Give them your full attention.  
Have fun!**

Want more helpful tips from UNICEF and WHO?

EVIDENCE-BASE IS HERE

# COVID-19 PARENTING: QUALITY TIME

Can't go to work? Schools closed? Worried about money? It is normal to feel stressed and overwhelmed.

School shutdown is also a chance to strengthen relationships with our children and adolescents. Quality time is free and fun. It makes children feel loved and secure, and shows them that they are important.



## Say the behaviour you want to see!

Use positive words when telling your child what to do; - like 'Please put your toys away' (instead of 'don't make a mess!')

## Speak to your child!

Shouting at your child will just make you and them more stressed and angrier. Get your child's attention by using their name. Speak in a calm voice.

## Understand your child!

Can your child actually do what you are asking them? It is very hard for a child to keep quiet inside for a whole day but maybe they can keep quiet for 15 minutes while you are on a call.

## Praise your child when they are behaving well!

Try praising your child or teenager for something they have done well. They may not show it, but you'll see them doing that good thing again. It will also reassure them that you notice and care.

## Listen to your child's needs!

Teens especially need to be able to communicate with their friends. Try to give them the space to express themselves - especially if they are wanting to talk about their own fears and concerns.

Want more helpful tips from UNICEF and WHO?

EVIDENCE-BASE IS HERE

# COVID-19 PARENTING: KEEPING IT POSITIVE

It's hard to feel positive when our kids or teenagers are driving us crazy. We often end up saying. "Stop doing that!" But children are much more likely to do what we ask if we give them positive instructions and lots of praise for what they do right.



## Create a flexible but consistent daily routine

- > Make a schedule for you and your children that has time for structured activities as well as free time. This can help children feel more secure and better behaved.
- > Children or teenagers can help plan the routine for the day – like making a school timetable. Children will follow this better if they help to make it.
- > Include exercise in each day - this helps with stress and kids with lots of energy at home



## You are a model for your child's behaviour

- > If you practice keeping safe distances and hygiene yourself, and treat others with compassion, especially those who are sick or vulnerable – your children and teenagers will learn from you.

## Teach your child about keeping safe distances

- > If it is OK in your country, get children outside.
- > You can also write letters and draw pictures to share with people – even taking a photo of them and sending it!
- > You can reassure your child by talking about how you are keeping safe. Listen to their suggestions and take them seriously.

## Make handwashing and hygiene fun

- > Make a 20-second song for washing hands. Add actions! Give children points and praise for regular handwashing.
- > Make a game to see how few times we can touch our faces with a reward for the least number of touches. (you can count for each other)

At the end of each day, take a minute to think about the day. Tell your child about one positive or fun thing they did.

Praise yourself for what you did well today. You are a star.



[Want more helpful tips from UNICEF and WHO?](#)

[EVIDENCE-BASE IS HERE](#)

# COVID-19 PARENTING: STRUCTURE UP!

Covid-19 has taken away our daily work, home and school routines. This is hard for children, teenagers and for you. Making new routines can help.




> Always answer questions truthfully

> Tell them early and talk clearly to them

> Make time for them to listen, understand and ask questions

### There are a lot of stories going around

Some may not be true. Use trustworthy sites: <https://www.who.int/emergencies/diseases/novel-coronavirus-2019> and <https://www.unicef.org/coronavirus/covid-19> from WHO and UNICEF.



### It is OK not to know the answers

It is fine to say, "We don't know, but will ask ASHA didi or ANM didi". Use this as an opportunity to learn something new with your child!

### Children may ask the same question many times

It is reassuring for them if you can repeat your explanations, in a calm and supportive way.

### Questions children ask

- Why is my school closed?
- What is a virus?
- What does it look like?
- Where does it hide?
- Why do I have to stay at home?
- What can I do?
- Why do I have to wash my hands?
- Why can't I go out with my friends?
- What does dead mean?

Want more helpful tips from UNICEF and WHO?

EVIDENCE-BASE IS HERE

# COVID-19 PARENTING: HONESTY & OPENNESS WHEN GIVING INFORMATION

Be willing to talk. They will have already heard something. Silence and secrets do not protect our children. Honesty and openness do. Think about how much they will understand. You know them best!



# Talking to children about rumors related to Coronavirus disease (COVID-19)

## MYTHS & MISCONCEPTIONS on COVID-19

Parents and caregivers need to be mindful about myths and rumors that are circulating. Make sure they themselves understand the harms of spreading fake information in their own adult circles and around children.

### The following information is **NOT TRUE**:

1. The virus attacks only old people and children and spares young people
2. The virus is transmitted through pets and people should abandon their pets
3. The use of mouthwash, antibiotics, cigarettes, and liquor with high alcohol can kill COVID-19
4. Going outside in the sun, can prevent you from getting infected with corona virus
5. All food items are contaminated and will spread the corona virus
6. There is no need to worry as Indians have higher immunity and are exposed to many diseases than people in the wester countries
7. Corona virus does not survive in warm/hot weather

**Always use credible sources of information verified by Ministry of Health and Family Welfare, Government of India**



# Handling heightened risks of violence, abuse and exploitation against children

Do you see any of these situations around you?



# Handling heightened risks of violence, abuse and exploitation against children



**Do you see any of these situations around you?**

# Handling heightened risks of violence, abuse and exploitation against children

Do you see any of these situations around you?





# Increased risk of violence, abuse and exploitation

- High stress in family due to social isolation, economic hardship and loss of livelihood increase risks of domestic violence and child abuse, including spanking or beating children, or using harsh language
- School closures and movement restrictions means children are forced to spend much more time at home with adults and caregivers who are already stressed and worried
- Sexual abuse can happen to any child or adolescent at any time or place. Be vigilant and aware.
- Children spend more of their time online – and face the risk of exposure to online sexual abuse and grooming for sexual exploitation, cyberbullying and other online threats
- Children in quarantine or isolation may be away from adult supervision, which may also increase protection risks.

## Children with disabilities

Children with disabilities may have stronger reactions to ongoing pandemic. They might have more intense distress, worry or anger because they have less control over day to day well being than other people. The same is true for children with other physical, emotional, or intellectual limitations. They may need extra words of reassurance, more explanations about the event, and more comfort and other positive reinforcements of messages. Talk to them, ensure their needs are taken care of and they are able to participate in all activities.



## Keep children safe

- Speak calmly and firmly to your child if she/he misbehaves, or undertakes any risky behavior.
- Younger children who are throwing a tantrum more than usual, being defiant or acting out may actually be feeling anxious. Pick a calm, undistracted time and gently ask how they're feeling and make sure to respond to outbursts in a calm, consistent, and comforting way.
- Try to understand the situation and the reason behind a certain negative behavior.
- Maintain a regular routine and give children specific responsibilities.
- Build your relationship with them on mutual trust and respect. If you are concerned that your child may be at serious risk, talk to her/him about the possibility of asking for external support. Call **CHILDLINE 1098**.
- Teach children about personal safety rules – their body belongs to them and any uncomfortable touch or gesture made by anyone which makes them feel unsafe is not acceptable.
- Always trust/believe children if they report sexual abuse to you.
- In case of sexual abuse of children always report and seek help. Call **CHILDLINE 1098** or police helpline or Child Welfare Committee.
- If you are facing domestic violence, seek help. Call women's helpline 1091 or police 100.
- Also refer to helpline numbers provided in annexure 1 & 2 for domestic violence.



# Let children be online, connect with friends!



## 5 Golden Rules to #StaySafe Online

01 IT IS OK TO BLOCK SOMEONE YOU ARE NOT COMFORTABLE COMMUNICATING WITH

DO NOT ACCEPT FRIEND REQUESTS FROM STRANGERS

02

03 IF AN E-MAIL LOOKS SUSPICIOUS IT IS BEST TO DELETE IT OR MARK IT AS JUNK


PASSWORDS ARE NOT SOCIAL DO NOT SHARE YOUR PASSWORD WITH ANYONE

04

05 REMEMBER TO LOG OUT WHILE USING A PUBLIC COMPUTER

#StaySafeOnline

Teach children these 5 golden rules to keep safe online.





## Toolkit For Age Group 6-10 years



# Activities You Can Do With Children

## (For Age Group 6-10 years)

This manual provides resources to help calm the minds of children and help them cope with the stresses they face by engaging in solution oriented, future focused, creative activities.

The following creative activities are available in this document for engaging with adolescents aged 6-10 years.

1. Creative Printable with messaging (7 Corona Warriors Reward Stickers and 3 Gratitude Coloring Sheets).
2. Infographic Poster & Worksheet explaining Symptomatology, Contagion and Prevention for Covid 19
3. Handout for Caregivers with Covid 19 Messaging on Do's and Don'ts
4. Word Wizards (Storytelling activities on Covid 19)



# Coronavirus reward stickers

## Cue for Parents and Caregivers:

Parents and Caregivers can use these stickers as cut-outs and initiate conversations about positive and healthy behaviors to fight the virus for a 6-10 year old child.

- Set positive reinforcements for children for following safe and hygienic practices and not giving into fear or anxiety
- Remember children don't need to know every little detail. Unless children ask specifically, there's no reason to volunteer information that might worry them.
- Keep a sense of perspective, engage in solution-focused thinking and balance this with mindful acceptance.
- Very young children may be oblivious to the facts of the situation, but they may still feel unsettled by the changes in routine, or pick up on the fact that people around them are worried and upset.
- Check in with younger children periodically and give them the chance to process any worries they may be having.



# CORONA WARRIORS REWARD STICKERS



No-Touching-My-Face Warrior



No-Hoarding Warrior



Hand Wash Warrior



Fake News Warrior



Happiness Warrior



Social Distancing Warrior



Anxiety Warrior




**Cue for Parents & Caregivers:** Share how health workers and scientists across the world are working to stop the outbreak and keep the community safe. It can be a big comfort for children to know that compassionate people are taking action in times of emergency. Use this workbook to help children feel better whenever they need it. Talk with them about how they feel. This set contains 3 colouring sheets that show our scientists & health workers in action to flight Covid-19. These drawings will instill positive messaging through creative engagement.

**If you are unable to print the sheets, show them to children and encourage them to draw and colour.**



# Child Friendly Spaces in Times of Corona




# Heroes Fighting Coronavirus



# Staying safe from coronavirus



# Infographic Poster and Worksheet



## Cue for Parents and Caregivers:

This part of the document provides an Infographic Poster for awareness building activities and Worksheet (based on the same poster) explaining Symptomatology, Contagion and Prevention for Covid-19. The infographic based awareness poster can be used by parents and caregivers. The same poster is also provided as a worksheet tool. Once the caregiver has explained the infographic poster, the tool can be distributed as a simple print-out for children to reinforce the learnings in any language they choose as a lesson plan.

Parents and caregivers can use the following key points in their awareness building session when explaining the poster:

### **'DO THE FIVE' and help stop coronavirus from spreading by following these 5 basic steps:**

- 1. HANDS:** Wash them often (regularly for 20 seconds, with soap and water or alcohol-based hand rub.)
- 2. ELBOW:** Cough into it
- 3. FACE:** Don't touch it (with unclean hands)
- 4. SPACE:** Keep safe distance (1 meter or 3 feet) with people who are unwell and show signs of flu
- 5. HOME :** Stay at Home

**NOTE:** It is important to tell children that these 5 basic steps must be followed by all. Demonstrate by following yourself.

# Infographic poster

## PREVENTION

COVER YOUR COUGH  
OR SNEEZE



WASH YOUR HANDS  
FREQUENTLY



ALWAYS WEAR  
A SAFE MASK



## CONTAGION



PERSONAL CONTACT  
BY COUGH/SNEEZE



CONTAMINATED  
OBJECTS

## TREATMENT

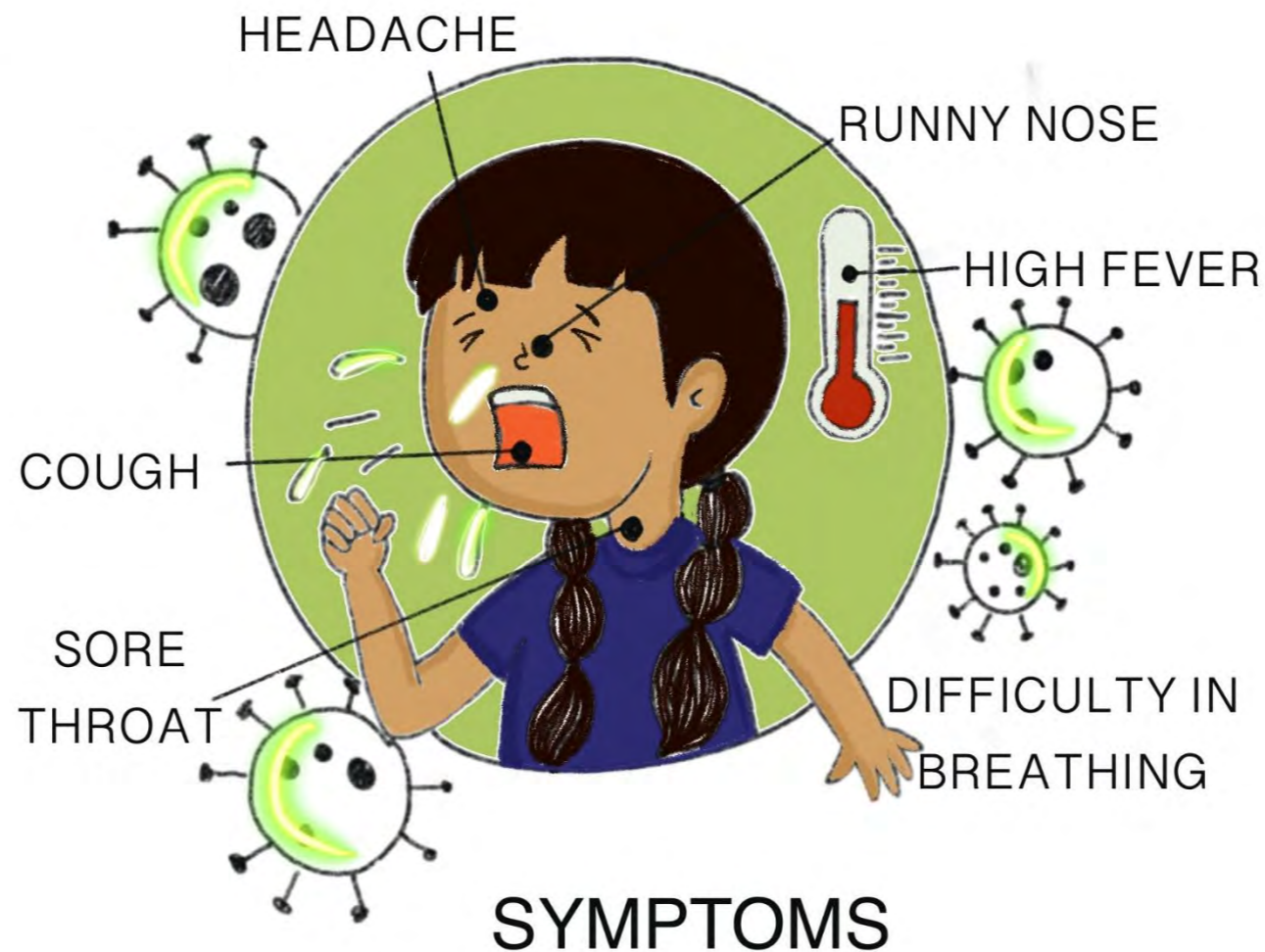
EAT HEALTHY  
AND SLEEP WELL



VISIT A DOCTOR ONLY  
IN EMERGENCY



HOUSE QUARANTINE



Fill the worksheet with the help of a parent or caregiver

PREVENTION



CONTAGION



TREATMENT



## Handout for caregivers with covid-19 messaging on do's and don'ts

This section provides child-friendly tips on “How to talk to children about coronavirus disease 2019 (COVID-19) - Do's and Dont's”




Make sure you talk positively and emphasize on the importance of effective prevention measures, including following safe tips on handwashing. Remember to not make the conversation scary or fear-based for the child.

# How To Talk To Children About Coronavirus Disease 2019



Children might find it difficult to understand what they are seeing online or on TV – or hearing from other people – so they can be particularly vulnerable to feelings of anxiety, stress and sadness. Here is a list of Do's and Don't's and how you as educators, parents or volunteers can do to help them understand the situation and cope better psychosocially.

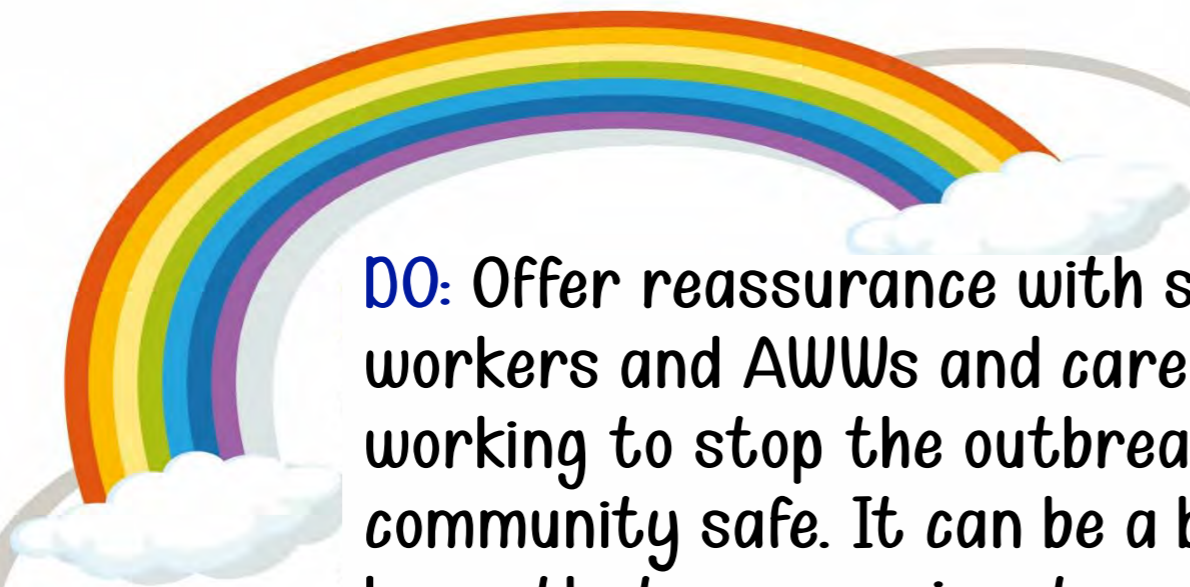


**DO:** talk about “people who have COVID-19”, “people who are being treated for COVID-19”, “people who are recovering from COVID-19” or “people who died after contracting COVID-19”

**DON'T:** refer to people with the disease as “COVID-19 cases” or “victims”








**DO:** Offer reassurance with stories of health workers and AWWs and caregivers who are working to stop the outbreak and keep the community safe. It can be a big comfort to know that compassionate people are taking action. Check if children are experiencing or spreading stigma.

**DON'T:** attach locations or ethnicity to the disease. Remember, viruses can't target people based on specific populations, ethnicities, or racial backgrounds.






**DO:** Be honest and explain the truth in a child-friendly way. Ask open questions and LISTEN.

**DON'T:** Don't minimize or avoid their concerns. Don't make false promises.





**DO:** talk positively and emphasise the importance of effective prevention measures, like handwashing. There are simple steps we can all take to keep ourselves, our loved ones and the most vulnerable safe.

**DON'T:** make the conversation scary or fear-based.





**DO:** If you can't answer children's questions with facts, don't guess. Use it as an opportunity to explore the answers together.

**DON'T:** scare them as this event being an apocalypse that was waiting to happen, etc.






**DO:** talk about people “acquiring” or “contracting” COVID-19

**DON'T:** talk about people “transmitting COVID-19” “infecting others” or “spreading the virus” as it implies intentional transmission and assigns blame.

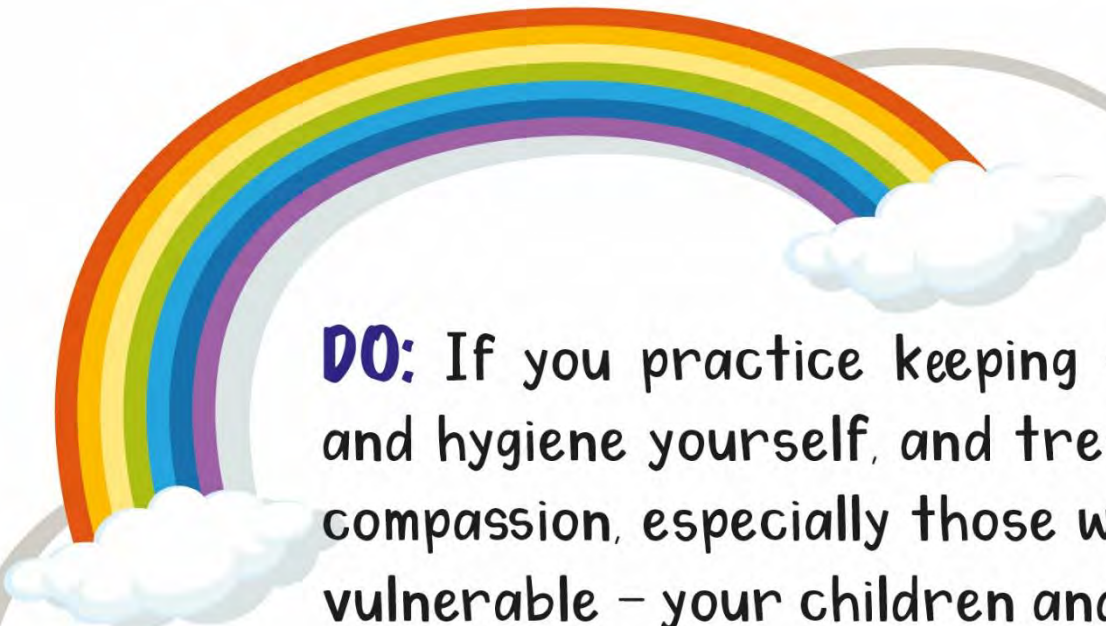




**DO:** speak accurately about the risk from COVID-19, based on scientific data and latest official health advice.

**DON'T:** repeat or share unconfirmed rumours, and avoid using hyperbolic language designed to generate fear like "plague", "apocalypse" etc.






**DO:** If you practice keeping safe distances and hygiene yourself, and treat others with compassion, especially those who are sick or vulnerable – your children and teenagers will learn from you.

**DON'T:** Children model you all the time. Don't show negative behaviour against police, health workers and basic service providers who are doing their duties. Don't stigmatise them as carriers of covid-19. Remember, your children are learning from you every moment.



# Word wizards (storytelling toolkit on covid-19)





# Word wizards (storytelling toolkit on Covid-19)

This section contains the following resource:

One unique and original way to engage children is through storytelling activities to address their anxiety, loneliness and help them cope with stress and anxiety .

## ***Cue for Parents & Caregivers:***


**Anxiety** is a normal reaction to uncertainty and things that may harm us. For many of us, the coronavirus and the COVID-19 illness make for a very uncertain future. People worry about their own health and the health of their loved ones. Children may also have a lot of concerns around school or work their parents' finances, available ration-stocks at home, their ability to take part in important hobbies, and other important parts of their lives. **Children who already experience a lot of anxiety may find their anxiety worsening in these times.**

**Use the stories to divert children's attention, at the same time talk about issues they are facing.**



# WORD WIZARDS

Weave a short story about how you can help doctors in defeating Covid-19



**Cue for parents & teachers:** It is imperative to reinforce positive thinking & attitude by engaging children, and the best means to do that is through storytelling. Let them understand that in order to defeat Corona Virus and Covid-19, we all have to play our part by washing our hands regularly, maintaining distance from each other, stay self-quarantined for some time, etc. Encourage them to use this knowledge in building their own stories with characters provided in this sheet, and using them as cut-outs in role play if possible.

For example, give them cues to positive stories such as:

Dr. Sabita came to visit the center early Sunday morning and brought many small bags for everyone. Pinki was the first to ask a question as always.

"What are those for, doctor aunty," she asked.

"These bags are for each one of you, my dears. They have one mask, a soap, and a bottle of hand sanitizer to keep you safe," Dr. Sabita replied as the children looked at her with puzzled eyes. "Come, sit down. I'll tell you how."...



## First Story Cue




### Objective:

Using positive messaging to help children understand playfully how to stay safe during the covid-19 pandemic.

## WORD WIZARDS

Weave a short story on scientists working in labs to find a cure against Covid-19



**Cue for parents & teachers:** It is important for children to know that the grown-ups, including their parents, are doing everything possible to ensure their safety. The scientists are working hard to find a cure for Covid-19 so that everyone in the world is safe from such a disease in the future. Encourage children to build their own stories with characters provided in this sheet, and using them in role play if possible.

For example, give them cues to positive stories such as:

Nina was sitting on the couch, looking at her mother with worried eyes. Her book was open at her side, but she had not looked at it in more than 20 minutes.

"Mom," she said quietly, "I saw on the news that doctors and scientists working with Corona Virus are at risk of catching the disease, so are their families. Is that true?"

Her mother smiled. She walked over to sit next to Nina and told her, "yes, it is a dangerous situation, dear. But don't you worry. Your mom is one of the most experienced scientists..."



# Second Story Cue




Objective:

Help children understand that adults especially the health workers and scientists are working very hard and compassionately to find a cure for Covid-19.

## WORD WIZARDS

Weave a short story about the importance of learning the difference between real and fake news



**Cue for parents & teachers:** Children today have access to smartphones, tablets, and other devices. They are and will continue to get news from different sources. These sources may or may not be sharing incomplete or fake news at times. It is, therefore, best to teach children to distinguish between complete and incomplete, real or fake news at all times. Share information with them, and help them understand this critical difference. Encourage children to build their own stories with characters provided in this sheet, and using them in role play if possible.

For example, give them cues to positive stories such as:

Although Rohit and Rahul were twins, they were poles apart in their likes and dislikes. Rohit loved to read, Rahul did not. However, both boys loved their uncle Subrat and were watching him read out the evening news on television.

"You know, I heard someone say that the news people don't tell us everything they know," Rahul said.

"You know, I think you should read more so that you don't have to listen to people like that anymore," Rohit replied. "You should watch news bulletin given by Govt. and talk to uncle Subrat..."

# Third Story Cue

## Objective:

Help children understand the harm and unnecessary panic and anxiety caused by fake news especially in this everyday evolving pandemic.

## WORD WIZARDS

Disease outbreaks affect women and men differently, and pandemics make existing inequalities for women and girls and discrimination of other marginalized groups such as persons with disabilities and those in extreme poverty, worse. Weave a short story about the importance of provisions of accurate and supportive care done with the intention to enhance safety, dignity and rights of all people.



**Cue for parents & teachers:** Violence and discrimination against women and girls, especially during epidemics and natural calamities is a serious issue. It needs involvement from parents and educators to ensure that children - both boys and girls - understand that gender equality is non-negotiable. Encourage children to build their own stories with characters provided in this sheet, and using them in role play if possible.

For example, give them cues to positive stories such as:

"Mom!!!"

Nidhi ran down the stairs to find Naina crying in the living room. Amit was standing next to her, teasing her even as their mother rushed into the room.

"What is happening, Naina? Amit! Was it you, did you make your sister cry," she asked with a stern voice.

"But I was just teasing her," Amit said.

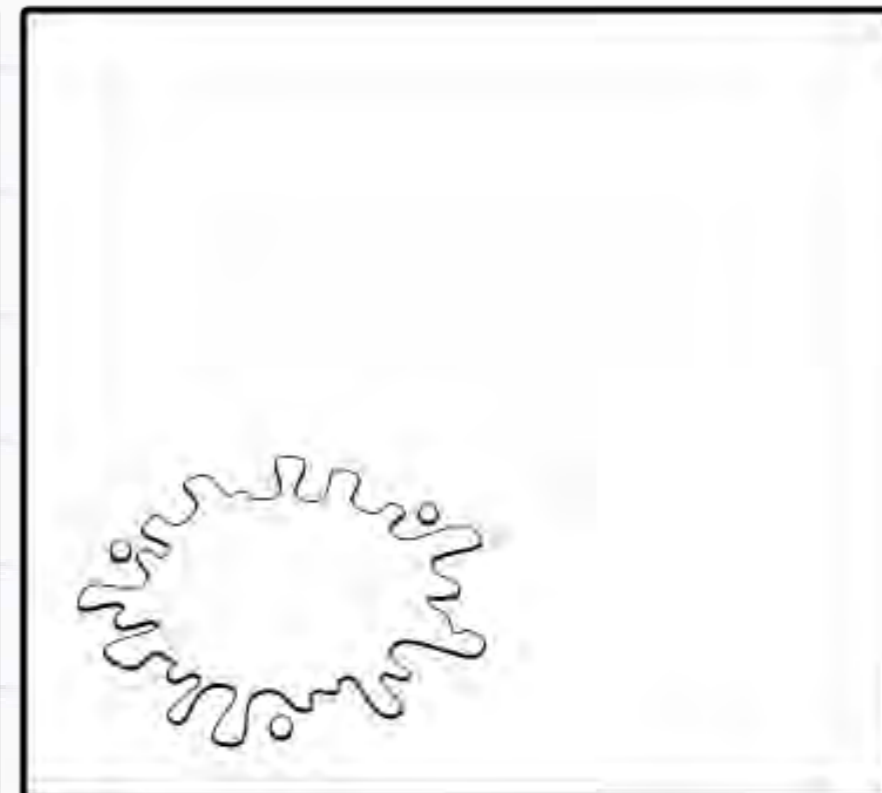




"Sit down, now. I want to have a chat with you," she was still unhappy, "it is not okay to bully anyone, even your sister..."

# Fourth Story Cue

## Objectives:

1. Helping children understand how disease outbreaks affect men and women differently and how pandemics make existing inequalities for women and girls and discrimination of other marginalized groups such as persons with disabilities and those in extreme poverty, worse.
2. Helping children understand how in times of crisis such as an outbreak, women and girls may be at higher risk of intimate partner violence and other forms of domestic violence due to increased tensions in the household.
3. Tell children how to seek help. They can call **CHILDLINE 1098**.

# Children can use this template to create their own storyboard



**Instruction:** Children can do a free story board with picture and writing – imaginary and pretend play etc. has to be added in the foot of the templates.



## Toolkit For Age Group 11-18 years



# Activities You Can Do With Adolescents

## (For Age Group 11-18 years)

This segment provides the following plethora of resources to help calm the mind of the children and adolescents and help calm the stress by engaging in something that is solution oriented, future focused, and is creative and fun to engage in. The following creative activities are available in this document for engaging with adolescents aged 11-18 years.

1. Creative Printables With Messaging (Three Gratitude Coloring Sheets and Three Animal Powered Mandalas)
2. Exploring Self Management Strategies - 'My Wellbeing Plan'








**Cue for Parents & Caregivers:** Share how health workers and scientists across the world are working to stop the outbreak and keep the community safe. It can be a big comfort for children to know that compassionate people are taking action in times of emergency. Use this workbook to help children feel better whenever they need it. Talk with them about how they feel. This set contains 3 colouring sheets that show our scientists & health workers in action to flight Covid-19. These drawings will instill positive messaging through creative engagement.

**If you are unable to print the sheets, show them to adolescent and encourage them to draw and colour.**


# Color This Sheet and Write Your Message To The Scientists Who Are Working So Hard To Find a Cure for the Coronavirus



# Color This Sheet and Write Your Message To The Healthcare Workers Who Are Working With Compassion to Fight Coronavirus:



**Color This Sheet and Write Your Message To The Doctors Who Are Working With Compassion to Fight Coronavirus:**



# Animal Powered Healing Mandalas



*Cue for the Educators and Parents:*


## About the significance of using Animal Powered Healing Mandalas for colouring:

Using mandalas has a positive effect on our wellbeing because the brain responds with changing the brainwaves when focussing on geometric shapes. They naturally relax, soothe, structure and bring clarity. The effect is meditation-like – allowing for focus and at the same time for calming emotions through slowing down thought processes. Mandalas in their circular form have a very hypnotic attraction that instantly captures one's attention and calms the mind. They imitate flower-like shapes found in nature – and we all know about the healing qualities of spending time in natural surroundings (which is related to the geometry present in naturally occurring shapes).

The animals that we've chosen to power the mandalas for the purpose of this kit, have been chosen carefully for the specific **symbolism** that is embedded in our collective memory, thus allow for easy access of **positive and beneficial associations**. **These specifically selected animals are meant to elicit the remembrance of values that are especially relevant in times of experiencing fear, anxiety and loneliness** – all emotions that create a split between us and our internal/emotional safe place. You can also use animal stories that's specific to the cultural context of your region/state (example – Rhinos in Assam, Tiger in Bengal).

Children tend to have a close connection with animals, and at times have heart to heart communication with them, in the unconditionally loving ways that they experience at that beginning stage of life. We hope to remind them of the trust that roots in their hearts by getting them in touch with animals (in the subsequent coloring sheets), which then again will reconnect them with themselves, their core and restore the sensation of safety.

Mandalas and animals in combination open the door for working on mental and emotional levels simultaneously while also accessing the subconscious and restoring harmony within. Obviously, best would be to ensure the children to be at a peaceful and safe environment while working with them – although the little ones do have the ability to drop into their own world when being focused on something.



**Cue for Parents and  
Caregivers:**

Talk to the adolescent about the symbolism of the chosen animal:

**Dolphin**

Kindness, play, power of sound, intelligence, empathy





**Cue for Parents and  
Caregivers:**

Talk to the adolescent about the  
symbolism of the chosen animal:  
**Bear**

Physical power,  
Adaptability, Strength,  
Mobility





**Cue for Parents and  
Caregivers:**

Talk to the adolescent about the  
symbolism of the chosen animal:

**Deer**

Gentleness, Love,  
Kindness





# Exploring Self Management Strategies - 'My Wellbeing Plan' Template

## **Cue for Parents and Caregivers:**

This part of the document provides an interactive four-pager tool as a ready-template for an adolescent to work on their well-being plan. The parent/caregiver can help the adolescent's thinking process be navigated in a positive future focused direction, where the adolescent focuses on creating short-term goals, identifies their set of worries in present and what they're grateful for even in times when things apparently may seem out of control. The objective of this activity is to enable adolescents find a structure in times of distress. This structure is embedded in the following key themes.

**CONNECT & CREATE:** Social relationships are critical for promoting wellbeing. The caregiver or parent can enable an adolescent to check in with loved ones through phone calls, texts, handwritten letters (which can be sent in times of quarantine) .

**SELF-CARE:** Regular physical activity is associated with lower rates of depression and anxiety across all age groups. Do prayer, yoga or simple exercises at home. Help parents in household chores such as cleaning, washing utensils, help in sibling care etc.

**SELF-AWARENESS:** Become self aware, both internally and externally. Notice if your tone of speech or actions hurts someone or if someone's speech hurts you. Being aware of what is taking place in the present directly enhances your well-being and savouring 'the moment' can help to reaffirm your life priorities especially in times of home stays. Try and recognize your needs and feelings. Allow yourself to feel an emotion and remember the well being mantra : **"It's okay to fail, it's ok to feel."**


# Exploring Self Management Strategies - 'My Wellbeing Plan' Template

**KEEP EXPLORING:** The practice of setting goals, which is related to your learning in particular, has been strongly associated with higher levels of wellbeing. Research something you've always wondered about. Learn one new word in a language you want everyday.

**GIVE:** Create a gratitude jar at home/ child care institution. Wherever you place the box, make sure to leave small slips of paper or sticky notes nearby. Tell children/ adolescents that they can use the box to write down positive messages, thank-you notes, or messages of appreciation or encouragement to their fellow peers or the teacher, parents, grandparents or anyone they wish to thank and appreciate. They can also use a message board and stick their messages on it.

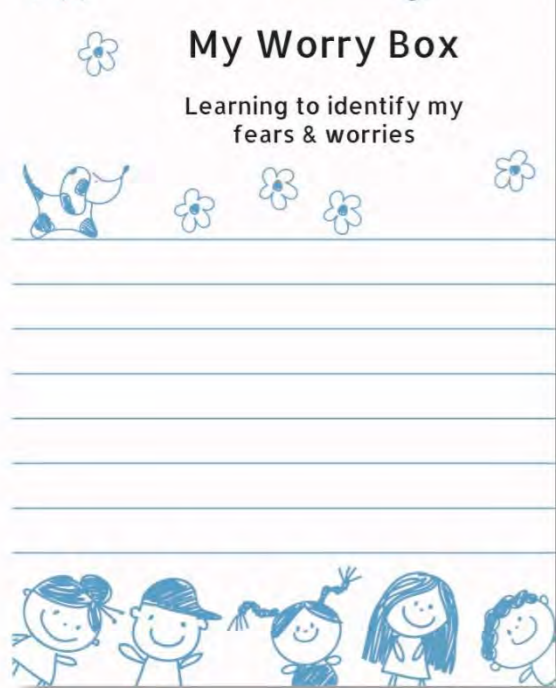


# Exploring Self Management Strategies - 'My Wellbeing Plan'



## My Worry Box

Learning to identify my fears & worries



## How To Look After Yourself

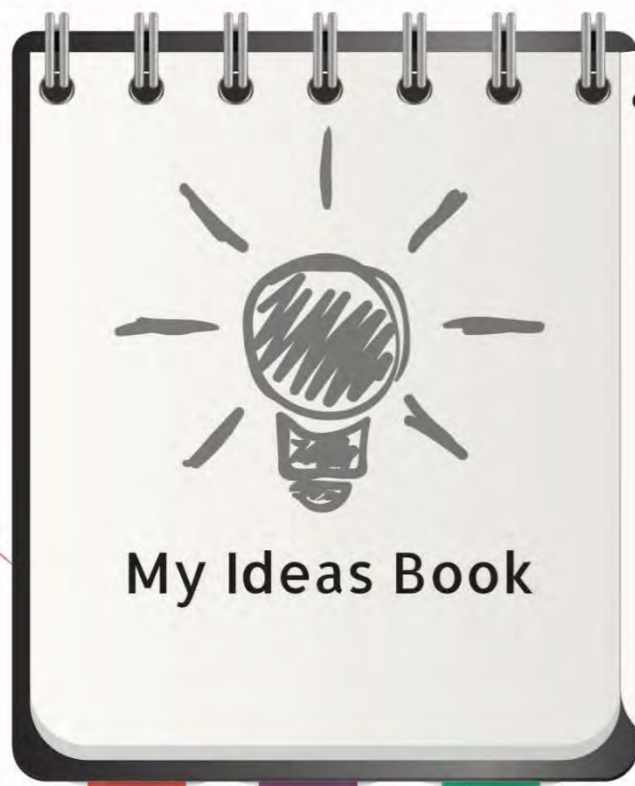
- Plan & schedule your day: you will do more in 24 hours
- De-clog your mind with art, music, book reading, board games, exercise, praying, getting enough sleep & proper nutrition
- Misinformation adds to panic & anxiety. Stay clear of fake news
- It's okay if your daily routines are changed slightly
- Be proud of your fight. Struggling now doesn't mean you can't succeed
- The greatest thing that we can do is take care of each other
- While I can't control the situation around me, I CAN control my actions




## My Gratitude Box

Things I'm grateful for today


1. I had dinner at my table today
2. I had...
3. I had...




### My Ideas Book




What news/media channels am I watching to get information?



Art I Can Make, Poems I can write, Slogans/ Quotes I can write...



My Goals For This Week



**Give to others**  
My plan of action

---

---

---

---

**Keep exploring**  
My plan of action

---

---

---

---

**Connect**  
My plan of action

---

---

---

---

**Create**  
My plan of action

---

---

---

---

**Self care**  
My plan of action

---

---

---

---

**Self aware**  
My plan of action

---

---


---

---



“Due to many lockdowns around the world, there are less cars, less planes, less pollution. While we are panicking about Covid-19, mother Earth is healing.”

How would you like to contribute?



## Things I Can Do To Heal The Planet



# Things That Make Me Feel Good



Books I Want  
To Read

Decorative header with a sun, a bee, and a dog. Below the title are five horizontal lines for writing. At the bottom is a row of five cartoon children's faces.



Indoor Activities  
I Want To Do

Decorative header with a sun, a bee, and a dog. Below the title are five horizontal lines for writing. At the bottom is a row of five cartoon children's faces.



Healthy Foods I  
Like To Eat

Decorative header with a sun, a bee, and a dog. Below the title are five horizontal lines for writing. At the bottom is a row of five cartoon children's faces.



Things I've always  
wanted to explore  
i.e. sowing, sapling,  
help your plant to  
grow etc.

Decorative header with a sun, a bee, a dog, and a cloud. Below the title are five horizontal lines for writing. At the bottom is a row of five cartoon children's faces.



Exercises I Can  
Do Indoors

Decorative header with a sun, a bee, a dog, and a heart. Below the title are five horizontal lines for writing. At the bottom is a row of five cartoon children's faces.



# Counseling Activities and Worksheets for Children and Adolescents



# Counseling Activities and Worksheets for Children and Adolescents

This section contains three psycho-educational worksheets to help parents and caregivers navigate a child's/ adolescent's understanding on courage and fear, pain, choices, differing perspectives and more through carefully curated worksheets available through online sources, acknowledgments for which are provided towards the end of this document.

## ***Cue for Parents and Caregivers:***

Facilitators can use these worksheets as verbal prompts during the sessions, as they need not be printed sheets only.. The caregiver's approach should be **child-friendly**. **These worksheets are self-explanatory sessions and can be carried out by the parents or caregivers.** Key message to remember for caregivers and parents when working with children /adolescents is that all of their experiences are valid Remember the golden mantra, '**It's okay to feel, it's okay to fail** Lockdowns uncertainty about future and unfiltered exposure to television and internet can induce an inordinate fear of harm among children, and adolescents This can effect daily functioning and sleep Anxiety levels begin to rise with the uncertainty of it all **Therapeutic interventions, therefore, are essential to help sort through the feelings of panic, fear and anxiety, and establish self care habits through creative activities.**

Mental health and psychosocial support activities by parents and caregivers enable them to assess and identify vulnerable children and their psychosocial support needs These activities will enable caregivers to handle a child's stressors.





# Activity for progressive relaxation



## Cue for the parent and caregiver

Progressive muscle relaxation is a method that helps relieve that tension. In progressive muscle relaxation, you tense a group of muscles as you breathe in, and you relax them as you breathe out. The technique involves alternating tension and relaxation in all of the body's major muscle groups. You work on your muscle groups in a certain order. When your body is physically relaxed, you feel less anxious.

Find a quiet place free from distractions. Lie on the floor or recline in a chair, loosen any tight clothing, and remove glasses or contacts. Rest your hands in your lap or on the arms of the chair. Take a few slow even breaths. Now, focus your attention on the following areas, being careful to leave the rest of your body relaxed.

- 1. Forehead.** Squeeze the muscles in your forehead, holding for 15 seconds. Feel the muscles becoming tighter and tenser. Then, slowly release the tension in your forehead while counting for 30 seconds. Notice the difference in how your muscles feel and the sensation of relaxation. Continue to release the tension until your forehead feels completely relaxed. Continue breathing slowly and evenly.
- 2. Neck and shoulders.** Increase tension in your neck and shoulders by raising your shoulders up toward your ears and hold for 15 seconds. Slowly release the tension as you count for 30 seconds. Notice the tension melting away.
- 3. Arms and hands.** Slowly draw both hands into fists. Pull your fists into your chest and hold for 15 seconds, squeezing as tight as you can. Then slowly release while you count for 30 seconds. Notice the feeling of relaxation.
- 4. Legs and feet.** Slowly increase the tension in your calves and feet over 15 seconds. Squeeze the muscles as hard as you can. Then gently release the tension over 30 seconds. Notice the tension melting away and the feeling of relaxation that is left. Enjoy the feeling of relaxation sweeping through your body. Continue to breathe slowly and evenly.

# Activity to enhance sense of identity and self-image in a child

## Cue for the parent and caregiver

Self-acceptance is a specific stage in self-discovery that occurs whenever children/adolescent are ready to look at themselves objectively (with the help of an adult caregiver). When they do, they will realize that their strengths far outweigh their weaknesses. Ask your child to reflect on these questions and try to answer them honestly. This exercise can give you the opportunity to validate your child's positive self-perception and also help her/him to build it further. A few prompts that the caregiver can use are:

What five things do I like about myself?/ What are my strengths?/ What activities can make me a better and stronger person?

## 5 THINGS THAT I LIKE ABOUT MYSELF...

- 1) \_\_\_\_\_
- 2) \_\_\_\_\_
- 3) \_\_\_\_\_
- 4) \_\_\_\_\_
- 5) \_\_\_\_\_



# Activity to understand pain/sadness in a child's mind/heart

## Cue for the parent and caregiver

Understanding pain, whether physical or emotional, is a specific experience that can help give children closures or rationalize their feelings more coherently (with the help of an adult caregiver). When they do, they will understand themselves deeply and feel that a caregiver truly cares for them. Ask your child to reflect on these questions and try to answer them honestly. This exercise can give you the opportunity to validate your child's understanding of pain and sadness. A few prompts that the caregiver can use are:

Imagine that you've placed your pain/sadness in a small box. How would that look?/ What help would you need to make it go away?




*Facilitators can use these worksheets as cues/prompts during the sessions as verbal sentences, need not be printed sheets only.*

# Activity to help a child move on from a difficult experience


## Cue for the parent and caregiver

Helping a child move on from an adverse childhood experience/ a negative emotion/ environments of constant negative information clutter/ or any experience of trauma, can be challenging for the caregiver too. However, some simple activities like helping the child take responsibility for nurturing a plant or growing a seed with wishes and prayers to have the child's aspirations be channeled can be particularly helpful. The caregiver can help plant a few seeds with the child and make it a fun activity. The key is to constant speak of positive words and phrases like, 'Wow! You helped a new baby plant grow to life!' etc. can be extremely healing and reassuring for a child.

**For facilitators :** How can you stretch your children's imaginations when you do this or a similar activity? How did you praise your children for trying a new activity and for their positive behaviors? What other ways can you use to encourage them?



# Activity to help a child find and build courage in themselves



**For facilitators :** How can you stretch your children's imaginations when you do this or a similar activity? How did you praise your children for trying a new activity and for their positive behaviors? What other ways can you use to encourage them?

## Cue for the parent and caregiver

Help children understand that courage isn't about something magical that happens inside us to make us 'not scared'. It's about something magical that happens inside us to make us push through fear, self-doubt, anxiety, and do the things that feel hard otherwise. Sometimes, courage only has to happen for a few seconds/ minutes at a time – just long enough to be brave enough, like standing up to a bully, or saying a 'No' to something strongly that doesn't feel right. Explain to them that courage might also mean being kind to the new kid in class. Often, these things don't come with praise or applause and that's okay!

Encourage them to do activities that push them to the edges of their physical or emotional selves – theater, art, sports. Anything that will help to nurture the truth to life that they are strong, powerful, that they can cope, and that they are not as fragile as they might feel sometimes will help to nurture their brave hearts. Tell them also, it's only human to feel weak too!

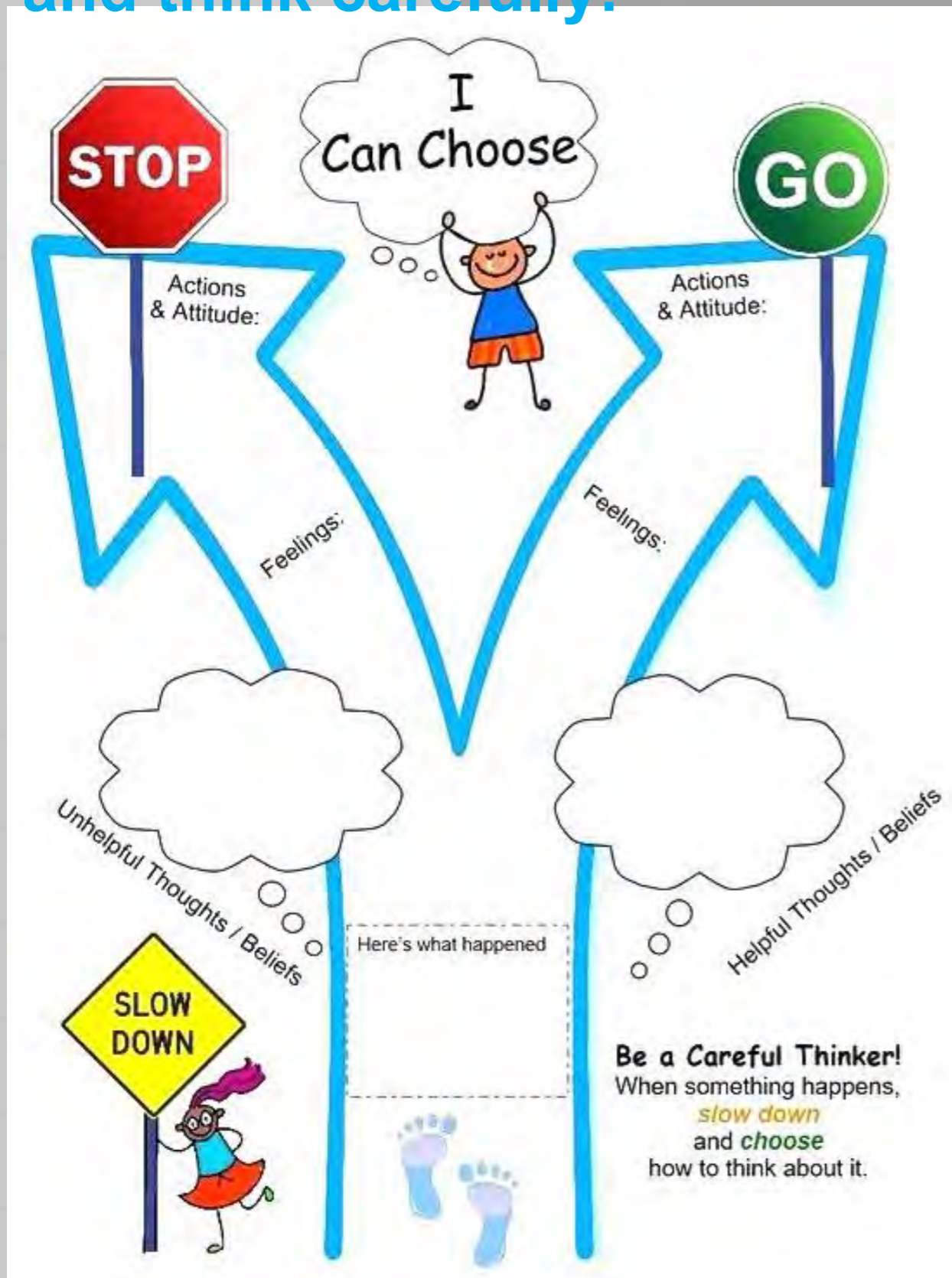
A simple self-explanatory worksheet that caregivers can use to initiate conversations on courage is given in the picture.

# Activity to help children and adolescents to slow down and think carefully!

## Cue for the parent and caregiver

Downtime helps kids relax and recharge, both of which are critical parts of being stress free and healthy. If your child seems to be taking on too much - they're irritable, show anxious or stressed body language, want to be left alone more than normal, complain about no control - here is a simple self-explanatory worksheet that caregivers can use to help older children rationally understand the situation, dig deeper to understand their behaviors and help slow down the pace.

Every child is different. Some children can handle a lot of different things. Others like doing just one. Don't assume you know how your child feels everyday just because you're their parent or a close caregiver adult. Observe what he/she's doing and have conversations. If your child starts to melt down from too many commitments, there's nothing to gain by insisting he/she stick with them all. In that case, allow the child to 'choose' what they like to do most and support them in it. At a time when the entire country is in a lockdown and the child has limited avenues to go out and play, their mind could be beaming with a million plans. It's critical for the caregiver to help child develop a new pace or slow down the existing pace if required.



# Activity to help a children and adolescents understand differing perspectives!

## Cue for the parent and caregiver

Perspective-taking refers to a person's ability to consider a situation from a different point of view. It requires you to put yourself in the other person's position and imagine what you would feel, think, or do if you were in that situation.

Help the child and adolescent understand different perspectives, and nurture their empathy for others. When a child/ adolescent has trouble with perspective-taking, he/she may have difficulty making friends or maintaining those friendships once they are made too. If the child expresses confusion or concern over a decision that someone else has made, help him/her write down the different motives that the person had that led to him making that decision. The caregiver can ask the child/ adolescent if s/he would have made the same decision in that situation or if he would have chosen something else. Here is a simple self-explanatory worksheet that caregivers can use to help older children. Another way to help children and adolescents understand 'differing perspectives' is by helping them through a role play between a buyer and seller of a certain product, on how the buyer and seller have different reasonings and negotiation for a certain situation.

**DIFFERING PERSPECTIVES** Name: \_\_\_\_\_ Date: \_\_\_\_\_

PERSPECTIVE OF: PERSPECTIVE OF:

THOUGHTS: THOUGHTS:

FEELINGS: FEELINGS:

ACTIONS: ACTIONS:

**LITERACY FOCUS**

# Annexure 1: Child Welfare Committee (CWC) contact details Odisha

SI No	District	Name	Designation	Office Contact No	Contact No	Email
1	Angul	Debashish Pattnaik	Member	06764-236311	9937213010/ 8480301410	cwcangul@gmail.com
2	Balasore	Bhagirathi Barik	Chairperson	06782-261255	9437264667	cwcbaleshwar@gmail.com
3	Balangir	Jogeswar Mohanty	Chairperson	NA	9437368746	cwcbolangir@gmail.com
4	Bargarh	Sujit Kumar Dash	Chairperson	06646-234141	9437416760	cwcbargarh@gmail.com
5	Bhadrak	Dr. Sudarshan Barik	Chairperson	06784-240748	9861439885	cwcbhadrak@yahoo.in
6	Boudh	Sakhigopal Pradhan	Chairperson	06841-222824	9437298604	cwcboudh1@gmail.com
7	Cuttack	Mandakini Jema	Chairperson	0671-250813	9861154553	cwc_ctcgov@rediffmail.com
8	Deogarh	Atulya Kumar Pujhari	Chairperson	06641-226643	9437218893	deogarhcwc@gmail.com
9	Dhenkanal	Pratap Kumar Acharya	Chairperson	06762-225002	9439188799/ 9937419916	cwcdhenkanal@gmail.com
10	Gajapati	Pramod Kumar Raulo	Chairperson	06815-222418	9438156738	cwcgajapati@gmail.com
11	Ganjam	Ranjit Kumar Banarjee	Chairperson	0680-2281012	9437420990	cwcganjam@gmail.com
12	Jagatsinghpur	Bisweswari Mohanty	Chairperson	06724-221241	9337013311	cwcjagatsinghpur@gmail.com
13	Jharsuguda	Anandini Padhi	Chairperson	---	9437347467	cwc.jharsuguda@rediffmail.com
14	Jajpur	Rita Behera	Chairperson	06728-222088	9692532399/ 9337810497	cwcjajpur@gmail.com
15	Kalahandi	Rajesh Kumar Nayak	Chairperson	06670-230383	9437329746	kalahandicwc@gmail.com
16	Kandhamal	Ashok Kumar Behera	Chairperson	---	9437223155	cwc.kandhamal2015@gmail.com
17	Kendrapara	Smitanjali Mohapatra	Chairperson (I/c) Member	06727-232352	9438618742	cwckendrapada@gmail.com
18	Keonjhar	Sandeep Kumar Pattnaik	Member		9853152255	cwckeonjhar14@gmail.com
19	Khordha	Nilakantha Tripathy	Chairperson	---	9437359431	cwckhordha1@gmail.com
20	Koraput	Dr. Barigeda Gayatri Devi	Chairperson	06852-252080	9777577200	cwc.koraput13@gmail.com
21	Malkangiri	Ashok Ku. Pattanayak	Chairperson		9437435399	cwcmkg@gmail.com
22	Mayurbhanj	Krushna Kalpana Mohanty	Chairperson	06792-252246	9437000244	mbjcw@rediffmail.com
23	Nabarangpur	Dibakar Bahuka	Chairperson	06858-222175	8249220899	cwcnabarangpur@gmail.com
24	Nayagarh	Swadesh Mishra	Chairperson	06753-252191	9437279733	cwcngrh@gmail.com
25	Nuapada	Ramesh Kumar Bhoi	Chairperson	06678-225400	9437327855/ 8658030104	nuapada.cwc@gmail.com
26	Puri	Mahabir Rudra Narayan Sahoo	Chairperson	06752-225767	9861032518	cwcpuri1@gmail.com
27	Rayagada	Raj Kishore Sahu	Chairperson	06856-222656	9438848109	cwcragyagada@hotmail.com
28	Sambalpur	Brajendra Kishore Panda	Chairperson	0663-2411248	9437158658	cwcsambalpur2014@gmail.com
29	Sundargarh	Rama Chandra Behera	Member	06622-272263	9437085434	cwc.sundargarh@gmail.com
30	Subarnapur	Himansu Bhusan Nayak	Chairperson	06654-220412	9437917509/ 9937809709	cwcsonepur@gmail.com



# Annexure 2: District Child Protection Officer (DCPO) contact details Odisha

Sl No	District	Name	Designation	Office Contact No	Contact No	Email
1	Angul	Gourishankar Behera	DCPO	06764-230329	9439064633	dcpo.angul.od@nic.in
2	Balasore	Jubak Majhi	DCPO	06782-262407	9437941983	dcpo.balasore.od@nic.in
3	Balangir	Laxmi Singh	DCPO	06652-231886	9438405166	dcpo.balangir.od@nic.in
4	Bargarh	Manju Ekka	DCPO	06646-233440	7978813292	dcpo.bargarh.od@nic.in
5	Bhadrak	Bijay Ketan Sahoo	DCPO	06784-250185/251185	9439930989	dcpo.bhadrak.od@nic.in
6	Boudh	Rahul Pradhan	DCPO	06841-222444	9437827254	dcpo.boudh.od@nic.in
7	Cuttack	Pragati Mohanty	DCPO	0671-2509009	9853246528	dcpo.cuttack.od@nic.in
8	Deogarh	Romeo Mohapatra	DCPO	06641-226645	9438348294	dcpo.deogarh.od@nic.in
9	Dhenkanal	Anuradha Goswami	DCPO	06762-223246	9861209603	dcpo.dhenkanal.od@nic.in
10	Gajapati	Arun Kumar Tripathy	DCPO	06815-222586	8763270750	dcpo.gajapati.od@nic.in
11	Ganjam	Subodh Kumar Sarangi	DCPO	06811-260188	9439458773	dcpo.ganjam.od@nic.in
12	Jagatsinghpur	Kanhu Charan Rout	DCPO	06724-221185	9938638668	dcpo.jagatsinghpur.od@nic.in
13	Jharsuguda	Sunanda Moharana	DCPO	06645-270570	9437278475/9337398392	dcpo.jharsuguda.od@nic.in
14	Jajpur	Niranjan Kar	DCPO	06728-223622	9437297722	dcpo.jajpur.od@nic.in
15	Kalahandi	Shailendu Sekhar Mahapatra	DCPO	06670-230213	9438090100	dcpo.kalahandi.od@nic.in
16	Kandhamal	Rashmita Karan	DCPO	06842-254453	9437423427	dcpo.kandhamal.od@nic.in
17	Kendrapara	Udayanath Jena (I/C)	DCPO	06727-232005	9861263030	dcpo.kendrapara.od@nic.in
18	Keonjhar	Devangana Barik	DCPO	06766-255052	9438785419	dcpo.keonjhar.od@nic.in
19	Khordha	Banishree Pattnaik	DCPO	06755-220801	9439633715	dcpo.khurda.od@nic.in
20	Koraput	Rajashri Das	DCPO	06852-252104	9438368593	dcpo.koraput.od@nic.in
21	Malkangiri	Narayan Das	DCPO	06861-231211	9437790432	dcpo.malkangiri.od@nic.in
22	Mayurbhanj	Mamata Mayee Biswal	DCPO	06792-255562	9438162561	dcpo.mayurbhanj.od@nic.in
23	Nabarangpur	Suresh Kumar Pattnaik	DCPO	06858-223322	8895186403/7978533838	dcpo.nawarangpur.od@nic.in
24	Nayagarh	Biranchi Narayan Nanda(I/C)	DCPO	06753-252199	9438629281	dcpo.nayagarh.od@nic.in
25	Nuapada	Baldev Rath	DCPO	06678-225060	9437001706/9668982128	dcpo.nuapada.od@nic.in
26	Puri	Manoj Kumar Tripathy	DCPO	06752-226767	9438648067	dcpo.puri.od@nic.in
27	Rayagada	Ramesh Chandra Nayak	DCPO	06856-223656	9439188462/7008350820	dcpo.rayagada.od@nic.in
28	Sambalpur	Suchismita Pattnaik	DCPO	0663-2412914	9438444544	dcpo.sambalpur.od@nic.in
29	Sundargarh	Shreebanta Jena	DCPO	06622-273343	9938170450	dcpo.sundargarh.od@nic.in
30	Subarnapur	Chaturbhuj Dash	DCPO	06654-220364	9437528364	dcpo.sonepur.od@nic.in

# Annexure 3: Domestic Violence Helpline Numbers (Odisha)

## One Stop Centres - Odisha

State/District	Contact number of OSC and Centre Administrator
Kandhamal	Centre Admin - 9437336011
Kendrapara	OSC-9938785361 Centre Admin-7978002549
Keonjhar	OSC-7655980177 Centre Admin-7852978886
Khordha	OSC PH- 9078077100/ Landline 0674-2397703 Centre Admin - 7682842204
Koraput	Contact. No- 9078890200 Centre Admin- 8895209979
Malkanigiri	Administrator - 9337695771 Niharika Mishra
Mayurbhanj	06792-25480 / 180003457550
Nawarangpur	Manaswini Behera - 9438676231 Jyoti Madam-7978129601
Nayagarh	Mob – 9437503016/9348141669
Nuapada	Centre Admin - 7682890840
Puri	Mob - 9437506958
Rayagada	Centre Admin – 9438781269 / 7008853422
Sambalpur	OSC-7325976100 Landline - 0663-2532512 Centre Admin - 7008477474
Subarnapur	Centre Admin - 7377084394
Sundergarh	OSC No - 88957993425 Centre Administrator -9348291721

State/District	Contact number of OSC and Centre Administrator
Odisha Helpline	<b>181</b> -Toll free number
Angul	OSC Ph. No-9078076400 Centre In Charge Ph.No-7077746813
Baleswar	Centre Admin - 7978159866
Baragarh	OSC - 8895400685 Centre Admin-7008501861
Bhadrak	06784250035 Centre Administrator- 8249414816 9040642998 / 6371779403 (Counsellor)
Bolangir	Centre Admin- 8249214045/ 9658177159/8280191398
Boudh	OSC-9937206192
Cuttack	Centre Admin- 0671-2410141/Mob-797877820
Deogarh	Ph-7681877633 Centre Admin-7656077962
Dhenkanal	Centre Admin- 9439674339
Gajapati	9337426161
Ganjam	OSC-0680-2292900 Centre Admin-7978870230
Jagatsinghpur	Centre Admin - 9439967333
Jajpur	06728-222009/6370737640
Jharsuguda	Counsellor Mob- 9776582283
Kalahandi	Ph - 9437788936

# Annexure 4: Domestic Violence Helpline Numbers


## National Helpline 1091

Organization	Phone Number	Organization	Phone Number
Stree Mukti Sanghatana	8291821061	Women/police helpline	1091
	9870217795		1291
	7767909222	Cehat	9029073154
(Mala Bolaycha Aahe )	8692034587	CORO	9892632382
	9970161988		7045991985
	98332 63606	Urja Trust	7045731583
Sakhya	9890312402	Police helpline Mumbai	103
	9833052684	Vishakha ( Man Samvaad )	18001800018
SNEHA crisis helpline	9167535765	Vishakha Mahila Salah Evam Suraksha Kendra	(0294) 2488339
One -stop Crisis center at KEM Abhay helpline	(022) 24100511	Vishakha Mahila Salah Evam Suraksha Kendra	(0151) 2226121
Abhay helpline	9423827818	Vishakha	7425018111
	9830079448		9920241248
	9830204393	iCall - TISS	8369799513
Swayam	9830204322		9372048501
	9830737030	Saheli	(011) 2461 6484
Swayam (specialised helpline)	9830772814	Bhumika Women's	18004252908
	8800996840	Shaheen Women's Resource and Welfare	9885050588
Jagori	(011)26692700		
Gauravi Sakhi	18002332244		
Women power line (Uttar Pradesh)	1090		
Women in Governance (Assam)	6003214180		
	(011) 24373737		
Shakti Shalini	(011) 243724379		

# Acknowledgements

The training and resource material in this toolkit for 'Psychosocial Support for Children during COVID-19' has been carefully curated with inputs from the following for UNICEF India Country Office and CHILDLINE India Foundation:

- Toolkit content developed, curated & designed by Ms. Sonal Kapoor and Mr. Jaswinder Singh, [Protsahan India Foundation](#), New Delhi, India
- Original Mandala art using animal symbolism contributed for this kit by artist Ms. Elena Rockinger from Germany
- Original illustrations have been contributed by freelance artist Ms. Isha Tangadpalliwar, Pune, India



# References

1. Inter Agency Standing Committee (IASC) ADDRESSING MENTAL HEALTH AND PSYCHOSOCIAL ASPECTS OF COVID-19 OUTBREAK. February 2020
2. The Alliance for Child Protection in Humanitarian Action; Technical Note: Protection of Children during the Coronavirus Pandemic
3. Talking With Children: Tips for Caregivers, Parents, and Teachers During Infectious Disease Outbreaks, <https://store.samhsa.gov/product/Talking-With-Children-Tips-for-Caregivers-Parents-and-Teachers-During-Infectious-Disease-Outbreaks/SMA14-4886>
4. Coping With Stress During Infectious Disease Outbreaks, <https://store.samhsa.gov/product/Coping-with-Stress-During-Infectious-Disease-Outbreaks/sma14-4885C>
5. CDC, WHO, UNICEF, MoHFW (Government of India) official websites and open source communication collateral
6. UNFPA technical brief on Covid-19: A Gender lens: [https://www.unfpa.org/sites/default/files/resource-pdf/COVID-19\\_A\\_Gender\\_Lens\\_Guidance\\_Note.pdf](https://www.unfpa.org/sites/default/files/resource-pdf/COVID-19_A_Gender_Lens_Guidance_Note.pdf)
7. Counseling Activities and Sheets for Children of this toolkit have been curated with aids or adapted from Make Believe, Zimmerman et al (<https://www.makebeliefscomix.com/about-creator-illustrator/>), Literacy in Focus (<https://www.litinfocus.com>) with Protsahan India Foundation's (<https://protsahan.co.in>) experience of what works best when working with children in difficult circumstances.
8. Freepik Premium ([www.freepik.com](http://www.freepik.com)) for illustrations and creative resources
9. <https://www.end-violence.org/protecting-children-during-covid-19-outbreak#children>
10. <https://childmind.org/article/supporting-kids-during-the-covid-19-crisis/>
11. <https://www.verywellmind.com/how-do-i-practice-progressive-muscle-relaxation-3024400>
12. <https://www.pinterest.com/pin/129478558018942571/>
13. <https://www.polk-fl.net/community/volunteers/documents/ymConfidenceActivities.pdf>